



PROJECT	DATE
TYPE	CATALOG #

INVERTED SURFACE MOUNT STEP LIGHT


LED-SD-1-3

KEY FEATURES

- SURFACE FLUSH MOUNT - NO BOX NEEDED
- HEAVY CAST BRASS
- UV PROTECTED FROSTED ACRYLIC LENS
- FIELD REPLACEABLE LED
- INVERTED DESIGN FOR GLARE CONTROL
- DIMMABLE*

PRODUCT SPECIFICATION

MATERIAL	CAST BRASS
FINISH	NATURAL BRONZE OR BLACK
LENS	FROSTED ACRYLIC
WATTAGE	1W
LUMENS	80
VOLTAGE	11-13V AC/DC
LIGHT SPREAD	3-4 FT AVG
LEAD WIRE	3 FT



STEP 1 FIXTURE CONFIGURATION

LED-SD-1-3

KELVIN TEMPERATURE

27K 2700K

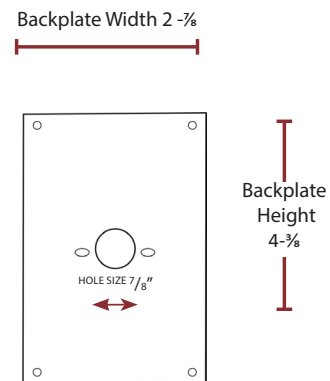
35K 3500K

FINISH

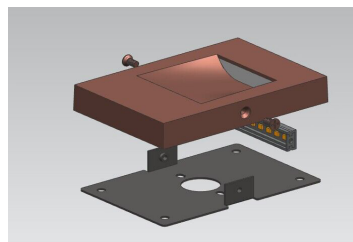
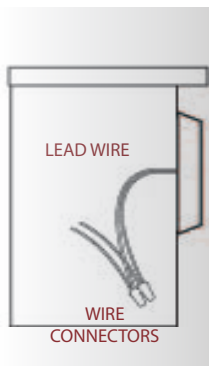
NBZ NATURAL BRONZE

BK NATURAL BLACK

BACK PLATE VIEW



INSTALLATION DIAGRAM



FIXTURE INSTALL NOTES

1. Remove front cover from the backplate
2. Place LED module inside cover
3. Run lead wire from LED module through the 7/8" hole
4. Mount backplate onto desired location (wall anchors included)
5. Attach front cover to the mounted back plate securely with included screws

Included: Front plate, backplate, LED module, anchors and screws

*PRIMARY SIDE DIMMING: Requires LED magnetic low voltage (MLV) or LED electronic low voltage (ELV) dimmable transformer and compatible LED dimmer (MLV OR ELV) For more information see installation guidelines
+ Fully tested with Lutron Diva (DVLV-600P) dimmer and Lightcraft dimmable transformers

*LOW VOLTAGE SIDE DIMMING: Requires Lightcraft 12V In Line Dimmer