



|         |           |
|---------|-----------|
| PROJECT | DATE      |
| TYPE    | CATALOG # |

# ARCHITECT SPECIFIER

BRASS  
FL-501B



•FLAT SHROUD  
•STAINLESS STEEL FINISH  
(ALSO AVAILABLE IN NATURAL BRONZE FINISH)

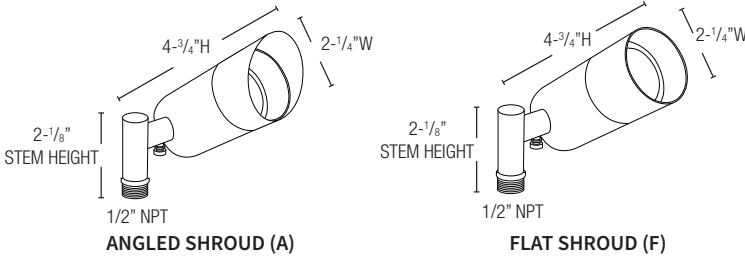
•ANGLED SHROUD  
•NATURAL BRONZE FINISH  
(ALSO AVAILABLE IN STAINLESS STEEL FINISH)

## KEY FEATURES

- CONTEMPORARY DESIGN
- SOLID BRASS
- NATURAL BRONZE OR STAINLESS STEEL FINISH OPTIONS
- DIMMABLE\*
- TEMPERED, SHOCK AND HEAT RESISTENT LENS
- HIGH TEMPERATURE CERAMIC SOCKET
- FIELD REPLACEABLE LED LAMP

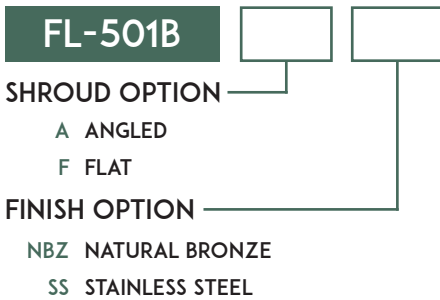
## PRODUCT SPECIFICATIONS

|            |                     |
|------------|---------------------|
| MATERIAL   | SOLID BRASS         |
| LENS       | CLEAR FLAT TEMPERED |
| SOCKET     | BI PIN              |
| LAMP       | MR16                |
| VOLTAGE    | 9-15V AC/DC         |
| PROJECTION | UP TO 50 FT         |
| LEAD WIRE  | 3 FT                |



### STEP 1

#### FIXTURE CONFIGURATION



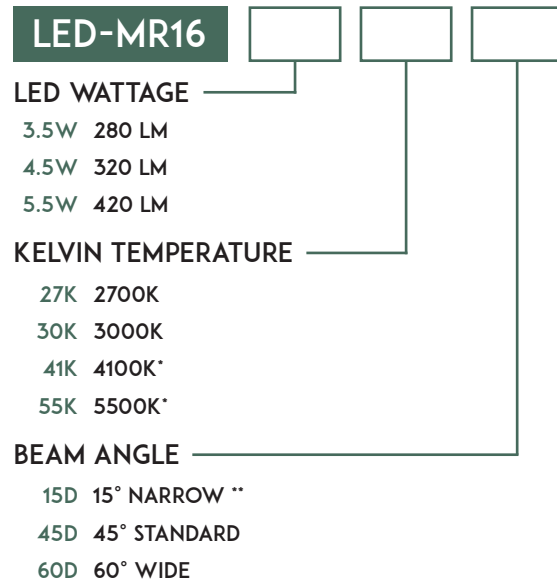
### STEP 3

#### ACCESSORY OPTIONS



### STEP 2

#### LED LAMP CONFIGURATION



+ Dimmable: See MR16 LED Lamps Spec Sheet for additional details  
\* Available in 45° only  
\*\* Available in 3.5w & 5.5w, 3000K only

Revised 08/18

+ See accessory spec sheet for additional mounting options  
++ Complimentary Path Light Series (PS-501B) also available