



PROJECT	DATE
TYPE	CATALOG #

# ARCHITECT SPECIFIER

## ALUMINUM FL-501A

### KEY FEATURES

- CONTEMPORARY DESIGN
- CAST ALUMINUM
- BRONZE OR BLACK FINISH OPTIONS
- DIMMABLE\*
- TEMPERED, SHOCK AND HEAT RESISTANT LENS
- HIGH TEMPERATURE CERAMIC SOCKET
- FIELD REPLACEABLE LED LAMP

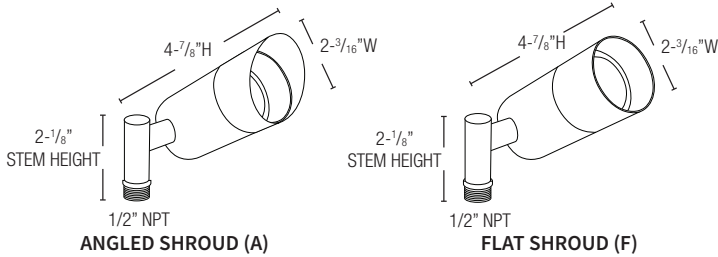
### PRODUCT SPECIFICATIONS

MATERIAL	CAST ALUMINUM
LENS	CLEAR FLAT TEMPERED
SOCKET	BI PIN
LAMP	MR16
VOLTAGE	9-15V AC/DC
PROJECTION	UP TO 50 FT
LEAD WIRE	3 FT



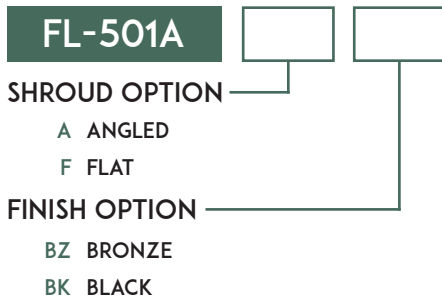
• FLAT SHROUD  
• BRONZE FINISH  
(ALSO AVAILABLE IN BLACK FINISH)

• ANGLED SHROUD  
• BLACK FINISH  
(ALSO AVAILABLE IN BRONZE FINISH)



### STEP 1

#### FIXTURE CONFIGURATION



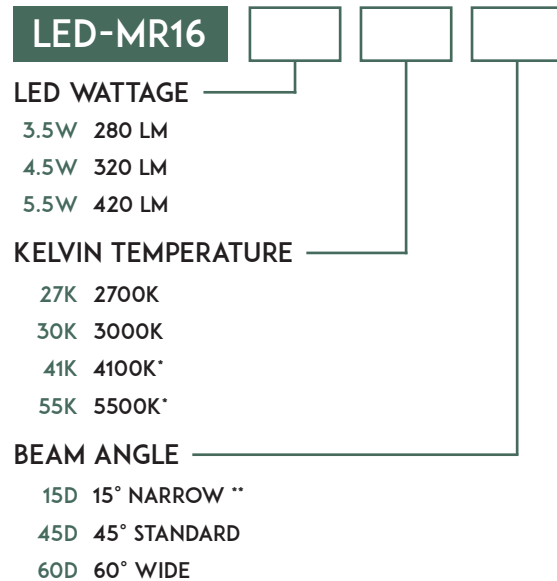
### STEP 3

#### ACCESSORY OPTIONS



### STEP 2

#### LED LAMP CONFIGURATION



+ Dimmable: See MR16 LED Lamps Spec Sheet for additional details  
\* Available in 45° only  
\*\* Available in 3.5w & 5.5w, 3000K only